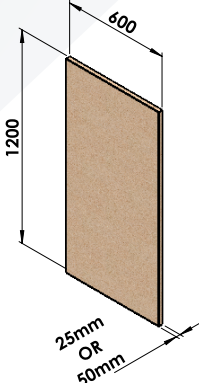


GLASS PROTECTION




Wall Installation - Direct Fixing

Panels




Tools



OR

Example Fixing



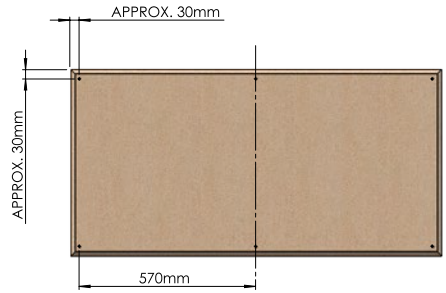
Standard woodscrew (+ suitable wall plugs for mounting surface if required)
min. Ø4mm
Length min. = board thickness + 20mm

1.



Use pallet or clean surface to store panels prior to installation

2.




APPROX. 30mm

APPROX. 30mm

570mm


Screw directly through panels using appropriate fixings for surface being mounted to. Approx. 30mm from edges.

3.



Suitable for wall or ceiling installation.
Fix in 6 positions per panel

4.



OR